

FEATURES

Honda GX390 Engine

You expect the best; you get the best. The Honda GX390 engine has more power, lower fuel consumption, and lower emissions than previous versions.

Low Oil Protection

In the event there is low oil level, the engine will shut down, which will protect the engine from damage.

Clean Power

This unit has less than 5% Total Harmonic Distortion, meaning that it is safe to run sensitive electronics.

Full-Panel GFCI

The panel is fully GFCI protected and OSHA compliant.

Sturdy Wrap-Around Welded Cradle

We use 14 tubular steel for dependable durability.

8 Gallon Fuel Tank

The EPA approved steel fuel tank design eliminates carbon emissions.

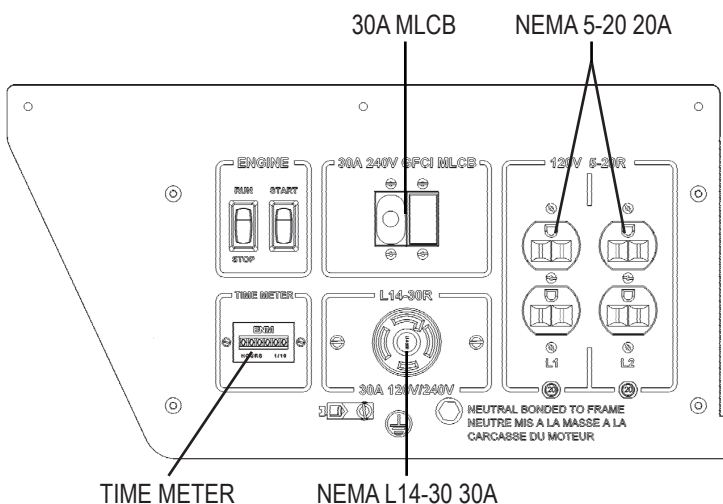

100% Load Tested

You won't find statistical sampling here. We load test every generator before it leaves our facility.

DYNA®

PROFESSIONAL

7,500 Starting Watts
6,720 Running Watts



OPTIONAL ACCESSORIES

Two Wheel, Flat-Free Dolly Kit

Portability is important to get your generator where it needs to be.

Generator Cover

When your generator is not in use, you will want to keep it dust and debris free.

Plug-In Line 120 VAC Voltage Monitor

To verify the voltage output.

Maintenance Kit

Keep the engine at its peak performance to ensure the generator will be ready when needed most.

30 Amp (NEMA L14-30P) Plug

You supply the length of cord you need. We offer the plug.

GENERATOR

STARTING WATTS	7,500
RUNNING WATTS	6,720
RUNNING AMPS @ 120 VAC	56
RUNNING AMPS @ 240 VAC	28
VOLTAGE REGULATION	CAPACITOR +/-5%
FREQUENCY REGULATION	+/-3%
MAIN CIRCUIT BREAKER	30 AMP
NEUTRAL BONDED	YES
120 VOLT RECEPTACLES	(2) NEMA 5-20 20A
120/240 VOLT RECEPTACLES	(1) NEMA L14-30 30A
GENERATOR WARRANTY ⁽¹⁾	3 YRS COMMERCIAL

NOTES: (1) For more generator warranty information contact your local WINCO dealer.

GENSET

MOTOR STARTING (CODE G) ⁽¹⁾	2 HP
SOUND DATA ⁽²⁾ FULL LOAD	83.7
LIFTING EYE ⁽³⁾	INCLUDED
2-WHEEL DOLLY KIT	OPTIONAL
PROTECTIVE ROLL FRAME	14 GAUGE STEEL
ASSEMBLED IN	USA
EPA APPROVED	YES
CARB APPROVED	YES
CSA APPROVED	NO
UNIT WARRANTY ⁽⁴⁾	3 YRS COMMERCIAL

NOTES: (1) Code G capacitor start motor. (2) All measurements are in db(a). Tested at 7 meters (23 ft.). (3) Lifting eye shipped loose. (4) For more generator warranty information contact your local WINCO dealer.

ENGINE

ENGINE BRAND	HONDA
ENGINE MODEL	GX390
ENGINE STARTER	RECOIL/ELECTRIC
ENGINE SPEED	3600 RPM
ENGINE CYLINDERS	SINGLE
DISPLACEMENT/TYPE	389 CC / OHV
LOW OIL PROTECTION	STANDARD
RECOMMENDED OIL ⁽¹⁾	10W-30
OIL CAPACITY	1.2 QTS
FUEL TANK	8 GAL
FUEL GAUGE	ON TANK
FULL LOAD RUN TIME	7 HOURS
TIME METER	INCLUDED
BATTERY SIZE ⁽²⁾	BCI 20 OR 24HL 300CCA
ENGINE WARRANTY ⁽³⁾	3 YRS COMMERCIAL

NOTES: (1) This oil is recommended for most applications. See Operator's Manual for more details on the appropriate oil type for your needs. (2) Battery not included (3) Contact your local Honda service center for engine warranty assistance.

DIMENSIONS


DIMENSIONS	29" x 21.5" x 23.6"
NET WEIGHT	190 LBS

NOTES: Dimensions are L x W x H. Add 4" height if lifting eye is installed. Add 6.5" to height and 7.5" to width if dolly kit is installed.

SHIPPING

SHIPPING DIMENSIONS	30" x 22" x 24"
SHIP WEIGHT	210 LBS
FREIGHT CLASS	70

NOTES: Dimensions are L x W x H.



Specifications are subject to change without notice.