

Features

Honda GX690 Engine

You expect the best; you get the best. The Honda GX690 is better than ever. Including improved adaptability, quiet operation, and improved fuel efficiency.

Sure Flow Cooling System

The three cooling intakes provide exceptional air flow and reduced heatsoak.

DSE 3110 Digital Controller

Provides detailed operating and diagnostic information through its digital display.

Prime Power Ready

This unit is appropriate for either Emergency Standby or Prime Power applications like powering remote water pumps.

Battery Charger

A Guest 3-Stage battery charger included.

100% Load Tested

No statistical sampling here. We load test every generator before it leaves our facility.

Galvanealed Steel Weather Enclosure

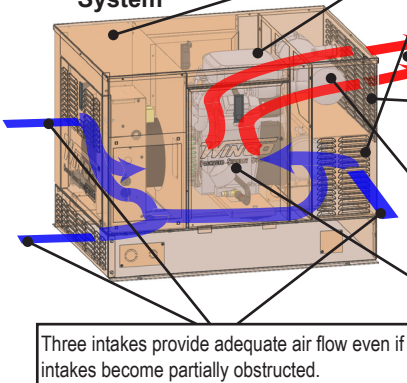
Industrial galvanealed steel housing with powder-coat paint to withstand the elements.

PACKAGED STANDBY SYSTEMS

12,000 Running Watts-LP
10,000 Running Watts-NG



SURE FLOW Generator Cooling System



Exclusive three chamber design controls air movement through the generator.

Heat is discharged away from intakes to prevent recirculation.

After the engine is shut down the venting system takes advantage of convection to reduce heat soak.

Critical grade muffler reduces exhaust noise about 25 dba making the generator very neighbor friendly.

Pressurized engine compartment prevents hot spots by forcing total air circulation.

Optional Accessories

Engine Oil Heater

Keeps oil warm in frigid climates for easier starts and minimizes engine wear.

Battery Heater

Keeps battery warm for maximum power output at start-up and reduces condensation.

ASCO Automatic Transfer Switch

Safely restore power to critical circuit breakers.

Vapor Fuel Strainer

Keep the fuel line free from debris that could cause damage to your engine.

Battery

We offer a group 26 500 CCA battery.

Maintenance Kit

Keep the engine at its peak performance.

GENERATOR SET

OUTPUT	LP GAS ⁽¹⁾			NATURAL GAS ⁽¹⁾			CIRCUIT BREAKER
	WATTS	KVA	AMPS ⁽²⁾	WATTS	KVA	AMPS ⁽²⁾	AMPS
120/240V 1-PH	12,000	12	50	10,000	10	41	50

Notes: (1) Review "Derating Factors" while sizing this generator for your specific application. (2) Unity (1.0) power factor

GENERATOR

VOLTAGE REGULATION	+/-5%
TOTAL HARMONIC DISTORTION	<5%
TEMPERATURE RISE	125°/40° C
PHASE	SINGLE
TYPE	2 POLE ROTATING FIELD
BRUSHLESS	YES
GENERATOR SPEED	3600 RPM
VOLTAGE CONTROL	CAPACITOR
ROTOR	2/3 PITCH
WINDINGS	100% COPPER
LOAD ACCEPTANCE	100% RATING/SINGLE STEP
SEALED BALL BEARINGS	1
WAVE DISTORTION	<1.5%
TELEPHONE INTERFERENCE	<2%
INSULATION	CLASS H

GENERATOR WARRANTY⁽¹⁾ 2 YR

NOTES: (1) Generator warranty good for emergency and prime uses. For generator warranty information contact your local WINCO service center.

GENSET

MOTOR STARTING (CODE G) ⁽¹⁾	4 HP
PRIME APPLICATIONS	YES
STRUCTURAL CLEARANCE ⁽²⁾	18"
CARB/EPA APPROVED	YES
CSA APPROVED	YES
UL2200 LISTED	YES
WINCO WARRANTY ⁽³⁾	1 YR/1000 HRS

NOTES: (1) Gode G capacitor motor. (2) Ensure exhaust of unit is facing away from structures and any flammable products. (3) Unit warranty good for emergency and prime uses. For generator warranty information contact your local WINCO service center.

DERATING FACTORS

TEMPERATURE > 104°F	3% PER 10°F
ALTITUDE	3% PER 1000 FT
PRIME POWER	20%
MAX OPERATING TEMP	122°F/50°C

ENGINE

BRAND	HONDA
MODEL	GX690
SPEED	3600 RPM
DISPLACEMENT	688 CC/OHV
CYLINDERS	V-TWIN
LUBRICATION	FORCED W/ SPIN-ON FILTER
IGNITION	ELECTRIC
GOVERNOR	MECHANICAL
REGULATION	+/- 1.8 HZ STEADY STATE
EXHAUST	CRITICAL GRADE, GLASS-PACK
LOW OIL PROTECTION	STANDARD
HIGH OIL TEMP PROTECTION	STANDARD
RECOMMENDED OIL ⁽¹⁾	10W-30
OIL CAPACITY	1.8 QTS
ENGINE WARRANTY ⁽²⁾	3 YRS

NOTES: (1) This oil is recommended for most applications. See Operator's Manual for more details on the appropriate oil type for your needs. (2) Contact your local Honda service center for engine warranty assistance.

FUEL

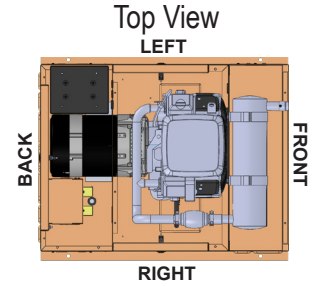
FUEL CONSUMPTION	
LP	2.1 GAL/HR - 194,000 BTU/HR
NG	190 FT ³ /HR - 190,000 BTU/HR
FUEL TANK SIZING	
60° F (16°C)	150 GAL
32° F (0° C)	250 GAL
0° F (-18° C)	500 GAL
-20° F (-29° C)	1000 GAL
LINE SIZING ⁽¹⁾	
UP TO 25'	3/4" PIPE
25'-100'	1" PIPE
OVER 100'	USE A 2 REGULATOR SYSTEM
INLET PRESSURE	4-6 OZ / 7"-11" WATER COLUMN

Notes: (1) Add 3' for each elbow. Do NOT use 'street ells'.

SOUND DATA ⁽¹⁾⁽²⁾

NO LOAD				FULL LOAD			
LEFT	RIGHT	FRONT	BACK	LEFT	RIGHT	FRONT	BACK
64.5	62.1	68.2	66.1	67.5	64.3	69.5	66.1

Notes: (1) All measurements are in db(a). (2) Tested at 7 meters (23 ft.).



BATTERY

DC SYSTEM VOLTAGE	12V
DC ALTERNATOR	ENGINE MOUNTED
BATTER RACK/CABLE	INCLUDED
BATTERY CHARGER	3 STAGE INCLUDED
REQUIRED BATTERY ⁽¹⁾	GROUP 26 500 CCA

Notes: (1) Battery not included

SHIPPING

DIMENSIONS (LxWxH)	40.15" x 31.73" x 30.37"
NET WEIGHT	502 LBS
SHIPPING DIMENSIONS	48" x 33" x 35"
SHIP WEIGHT	512 LBS
FREIGHT CLASS	70


2-WIRE CONTROL FEATURES

FAIL TO START	YES
FAIL TO STOP	YES
LOW OIL PRESSURE	YES
HIGH ENGINE OIL TEMP	YES
UNDER FREQUENCY/SPEED	YES
OVER FREQUENCY/SPEED	YES
LOW VOLTAGE	YES
HIGH VOLTAGE	YES
BATTERY OVER/UNDER VOLTAGE	YES
DIGITAL DISPLAY	YES

Notes: Control displays generic fault codes.



DSE3110



Specifications are subject to change without notice.