

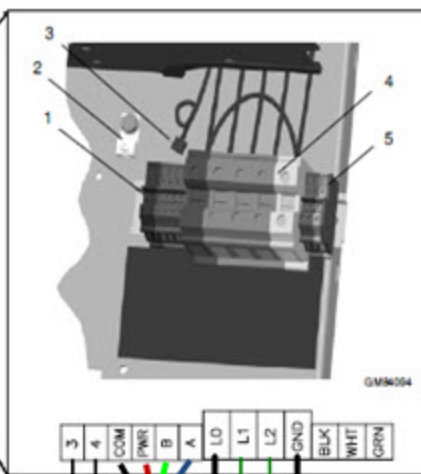

RXT / RDT Wiring

The RXT will control the genset. The RDT board will not have any control wires landed. Only generator power leads and normal utility leads.

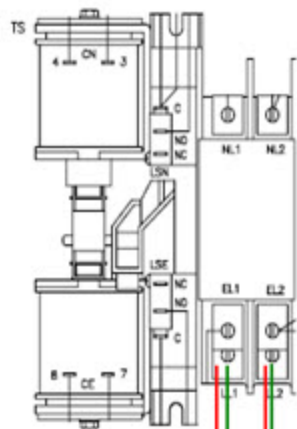
Once power goes out. Generator comes online via the RXT and once RDT sees good power it will switch by itself.

* Drawing shows jumper left on Neutral/Ground. In most cases Neutral will be treated as a normal set up. If applicable, remove jumper and run a neutral to both transfer switches.

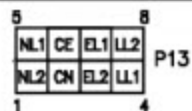
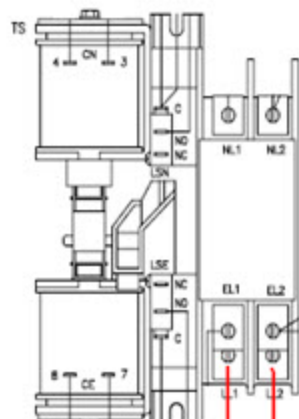

Important: Change the RXT, Transfer from Standby time to 6min or 361 seconds in order to make it equal to the RDT. Do this using SiteTech in



GMIN004



MPAC 500 MAIN LOGIC BOARD



P12

RXT

INTERFACE BOARD

