

# 9/11 kW

## GUARDIAN® SERIES Residential Standby Generators Air-Cooled Gas Engine

### INCLUDES:

- True Power™ Electrical Technology
- Two Line LCD Multilingual Digital Evolution™ Controller (English/Spanish/French/Portuguese)
- Two Transfer Switch Options Available:  
100 Amp 16 Circuit Switch or  
200 Amp Service Rated Switch.  
See Page 4 for Details.
- Electronic Governor
- System Status & Maintenance Interval LED Indicators
- Sound Attenuated Enclosure
- Flexible Fuel Line Connector
- Direct-To-Dirt Composite Mounting Pad
- Natural Gas or LP Gas Operation
- 5 Year Limited Warranty
- Capability to be installed within 18" (457 mm) of a building\*

### Standby Power Rating

Models G007029-0, G007030-0 (Aluminum - Bisque) - 9 kW 60 Hz  
 Models G007032-0, G007033-0 (Aluminum - Bisque) - 11 kW 60 Hz  
 Model G007031-0 (Aluminum - Bisque) 11 kW 60 Hz



Note: CUL certification only applies to unbundled units and units packaged with pre-wired switches. Units packaged with the Smart Switch are UL certified in the USA only.

\*Only if located away from doors, windows and fresh air intakes, and unless otherwise directed by local codes.

## FEATURES

- **INNOVATIVE ENGINE DESIGN & RIGOROUS TESTING** are at the heart of Generac's success in providing the most reliable generators possible. Generac's G-Force engine lineup offers added peace of mind and reliability for when you need it the most. The G-Force series engines are purpose built and designed to handle the rigors of extended run times in high temperatures and extreme operating conditions.
- **TRUE POWER™ ELECTRICAL TECHNOLOGY:** Superior harmonics and sine wave form produce less than 5% Total Harmonic Distortion for utility quality power. This allows confident operation of sensitive electronic equipment and micro-chip based appliances, such as variable speed HVAC systems.
- **TEST CRITERIA:**
  - ✓ **PROTOTYPE TESTED**                      ✓ **NEMA MG1-22 EVALUATION**
  - ✓ **SYSTEM TORSIONAL TESTED**        ✓ **MOTOR STARTING ABILITY**
- **SOLID-STATE, FREQUENCY COMPENSATED VOLTAGE REGULATION:** This state-of-the-art power maximizing regulation system is standard on all Generac models. It provides optimized FAST RESPONSE to changing load conditions and MAXIMUM MOTOR STARTING CAPABILITY by electronically torque-matching the surge loads to the engine. Digital voltage regulation at ±1%.
- **SINGLE SOURCE SERVICE RESPONSE** from Generac's extensive dealer network provides parts and service know-how for the entire unit, from the engine to the smallest electronic component.
- **GENERAC TRANSFER SWITCHES:** Long life and reliability are synonymous with GENERAC POWER SYSTEMS. One reason for this confidence is that the GENERAC product line includes its own transfer systems and controls for total system compatibility.

THE GENERAC PROMISE



\* Built in the USA using domestic and foreign parts.

**Engine**

- Generac G-Force design  
Maximizes engine “breathing” for increased fuel efficiency. Plateau honed cylinder walls and plasma moly rings helps the engine run cooler, reducing oil consumption resulting in longer engine life.
- “Spiny-lok” cast iron cylinder walls  
Rigid construction and added durability provide long engine life.
- Electronic ignition/spark advance  
These features combine to assure smooth, quick starting every time.
- Full pressure lubrication system  
Pressurized lubrication to all vital bearings means better performance, less maintenance and longer engine life. Now featuring up to a 2 year/200 hour oil change interval.
- Low oil pressure shutdown system  
Shutdown protection prevents catastrophic engine damage due to low oil.
- High temperature shutdown  
Prevents damage due to overheating.

**Generator**

- Revolving field  
Allows for a smaller, light weight unit that operates 25% more efficiently than a revolving armature generator.
- Skewed stator  
Produces a smooth output waveform for compatibility with electronic equipment.
- Displaced phase excitation  
Maximizes motor starting capability.
- Automatic voltage regulation  
Regulates the output voltage to  $\pm 1\%$  prevents damaging voltage spikes.
- UL 2200 listed  
For your safety.

**Transfer Switch (if applicable)**

- Fully automatic  
Transfers your vital electrical loads to the energized source of power.
- NEMA 3R  
Can be installed inside or outside for maximum flexibility.
- Remote mounting  
Mounts near your existing distribution panel for simple, low-cost installation.

**Evolution™ Controls**

- Auto/Manual/Off illuminated buttons  
Selects the operating mode and provides easy, at-a-glance status indication in any condition.
- Two-line LCD multilingual display  
Provides homeowners easily visible logs of history, maintenance and events up to 50 occurrences.
- Sealed, raised buttons  
Smooth, weather-resistant user interface for programming and operations.
- Utility voltage sensing  
Constantly monitors utility voltage, setpoints 65% dropout, 80% pick-up, of standard voltage.
- Generator voltage sensing  
Constantly monitors generator voltage to ensure the cleanest power delivered to the home.
- Utility interrupt delay  
Prevents nuisance start-ups of the engine, adjustable 2-1500 seconds from the factory default setting of 5 seconds by a qualified dealer.
- Engine warm-up  
Ensures engine is ready to assume the load, setpoint approximately 5 seconds.
- Engine cool-down  
Allows engine to cool prior to shutdown, setpoint approximately 1 minute.
- Programmable exercise  
Operates engine to prevent oil seal drying and damage between power outages by running the generator for 5 minutes every other week. Also offers a selectable setting for weekly or monthly operation providing flexibility and potentially lower fuel costs to the owner.
- Smart battery charger  
Delivers charge to the battery only when needed at varying rates depending on outdoor air temperature. Compatible with lead acid and AGM-style batteries.
- Main line circuit breaker  
Protects generator from overload.
- Electronic governor  
Maintains constant 60 Hz frequency.

**Unit**

- SAE weather protective enclosure  
Sound attenuated enclosures ensure quiet operation and protection against mother nature, withstanding winds up to 150 mph. Hinged key locking roof panel for security. Lift-out front for easy access to all routine maintenance items. Electrostatically applied textured epoxy paint for added durability.
- Enclosed critical grade muffler  
Quiet, critical grade muffler is mounted inside the unit to prevent injuries.
- Small, compact, attractive  
Makes for an easy, eye appealing installation, as close as 18" away from a building.

**Installation System**

- 1 ft (305 mm) flexible fuel line connector  
Absorbs any generator vibration when connected to rigid pipe.
- Direct-to-dirt composite mounting pad  
Complex lattice design prevents settling or sinking of the generator system.
- Integral sediment trap  
Prevents particles and moisture from entering the fuel regulator and engine, prolonging engine life.

**9/11 kW**

**Generator**

Model	G007029-0, G007030-0 (9 kW)	G007031-0, G007032-0, G007033-0 (11 kW)
Rated Maximum Continuous Power Capacity (LP)	9,000 Watts*	11,000 Watts*
Rated Maximum Continuous Power Capacity (NG)	8,000 Watts*	10,000 Watts*
Rated Voltage	240	240
Rated Maximum Continuous Load Current – 240 Volts (LP/NG)	37.5/33.3	45.8/41.7
Total Harmonic Distortion	Less than 5%	Less than 5%
Main Line Circuit Breaker	40 Amp	50 Amp
Phase	1	1
Number of Rotor Poles	2	2
Rated AC Frequency	60 Hz	60 Hz
Power Factor	1.0	1.0
Battery Requirement (not included)	12 Volts, Group 26R 540 CCA Minimum or Group 35AGM 650 CCA Minimum	
Unit Weight (lb/kg)	340/154	348/158
Dimensions (L x W x H) in/mm	48 x 25 x 29/1218 x 638 x 732	
Sound output in dB(A) at 23 ft (7 m) with generator operating at normal load**	66	63

**Engine**

	GENERAC G-Force 400 Series	GENERAC G-Force 500 Series
Type of Engine	GENERAC G-Force 400 Series	GENERAC G-Force 500 Series
Number of Cylinders	1	2
Displacement	426 cc	530 cc
Cylinder Block	Aluminum w/ Cast Iron Sleeve	Aluminum w/ Cast Iron Sleeve
Valve Arrangement	Overhead Valve	Overhead Valve
Ignition System	Solid-state w/ Magneto	Solid-state w/ Magneto
Governor System	Electronic	Electronic
Compression Ratio	9.0:1	9.5:1
Starter	12 Vdc	12 Vdc
Oil Capacity Including Filter	Approx. 1.1 qt/1.0 L	Approx. 1.7 qt/1.6 L
Operating rpm	3,600	3,600
Fuel Consumption		
Natural Gas	ft <sup>3</sup> /hr (m <sup>3</sup> /hr)	
1/2 Load	90 (2.55)	107 (3.03)
Full Load	159 (4.50)	159 (4.50)
Liquid Propane	ft <sup>3</sup> /hr (gal/hr) [l/hr]	
1/2 Load	44.4 (1.22) [4.62]	44.4 (1.22) [4.62]
Full Load	71.6 (1.97) [7.45]	71.6 (1.97) [7.45]

Note: **Fuel pipe must be sized for full load.** Required fuel pressure to generator fuel inlet at all load ranges - 3.5-7" water column (7-13 mm mercury) for natural gas, 10-12" water column (19-22 mm mercury) for LP gas. For Btu content, multiply ft<sup>3</sup>/hr x 2500 (LP) or ft<sup>3</sup>/hr x 1000 (NG). For Megajoule content, multiply m<sup>3</sup>/hr x 93.15 (LP) or m<sup>3</sup>/hr x 37.26 (NG)

**Controls**

2-Line Plain Text Multilingual LCD Display	Simple user interface for ease of operation.
Mode Buttons:Auto	Automatic Start on Utility failure. 7 day exerciser.
Manual	Start with starter control, unit stays on. If utility fails, transfer to load takes place.
Off	Stops unit. Power is removed. Control and charger still operate.
Ready to Run/Maintenance Messages	Standard
Engine Run Hours Indication	Standard
Programmable start delay between 2-1500 seconds	Standard (programmable by dealer only)
Utility Voltage Loss/Return to Utility Adjustable (Brownout Setting)	From 140-171 V/190-216 V
Future Set Capable Exerciser/Exercise Set Error Warning	Standard
Run/Alarm/Maintenance Logs	50 Events Each
Engine Start Sequence	Cyclic cranking: Engine cranks a maximum of five times at factory set intervals and durations.
Starter Lock-out	Starter cannot re-engage until 5 sec after engine has stopped.
Smart Battery Charger	Standard
Charger Fault/Missing AC Warning	Standard
Low Battery/Battery Problem Protection and Battery Condition Indication	Standard
Automatic Voltage Regulation with Over and Under Voltage Protection	Standard
Under-Frequency/Overload/Stepper Overcurrent Protection	Standard
Safety Fused/Fuse Problem Protection	Standard
Automatic Low Oil Pressure/High Oil Temperature Shutdown	Standard
Overcrank/Overspeed (@ 72 Hz)/rpm Sense Loss Shutdown	Standard
High Engine Temperature Shutdown	Standard
Internal Fault/Incorrect Wiring Protection	Standard
Common External Fault Capability	Standard
Field Upgradable Firmware	Standard

\*\*Sound levels are taken from the front of the generator. Sound levels taken from other sides of the generator may be higher depending on installation parameters. Rating definitions - Standby: Applicable for supplying emergency power for the duration of the utility power outage. No overload capability is available for this rating. (All ratings in accordance with BS5514, ISO3046 and DIN6271). \* Maximum kilovolt amps and current are subject to and limited by such factors as fuel Btu/megajoule content, ambient temperature, altitude, engine power and condition, etc. Maximum power decreases about 3.5 percent for each 1,000 feet (304.8 meters) above sea level; and also will decrease about 1 percent for each 6 °C (10 °F) above 16 °C (60 °F).

## 9/11 kW

## Limited Circuits Switch Features

- 16 circuits, breakers not included.
- Rated for all classes of load, 100% equipment rated, both inductive and resistive.
- 2 pole, 250 VAC contactors.
- 30 millisecond transfer time.
- Single coil design.
- Main contacts are silver plated or silver alloy to resist welding and sticking.
- NEMA/UL 3R aluminum outdoor enclosure.
- Multi listed for use with 1" standard, tandem, GFCI and AFCI breakers from Siemens, Murray, Eaton and Square D for the most flexible and cost effective install.

## Dimensions

	200 Amps 120/240, 1Ø Open Transition Service Rated				
	Height		Width		Depth
	H1	H2	W1	W2	
in	27.24	30.0	11.4	13.5	7.09
mm	692.0	762.4	289.0	343.0	180.0

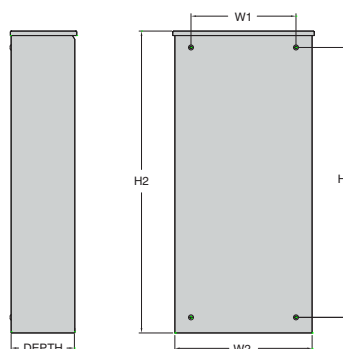
Note: The 50 amp switch is flush mountable. H1 and W1 refer to mounting hole spacing. H2 and W2 are cover dimensions. H3 and W3 are the enclosure dimensions without cover.

Wire Ranges		
Conductor Lug	Neutral Lug	Ground Lug
1/0 - #14	2/0 - #14	2/0 - #14

Model	G007030-0 (9kW)	G007032-0 (11kW)
No. of Poles	2	2
Current Rating (Amps)	100	100
Voltage Rating (VAC)	250	250
Utility Voltage Monitor (Fixed)*		
-Pick-up	80%	80%
-Dropout	65%	65%
Return to Utility*	approx. 15 sec	approx. 15 sec
Exerciser bi-weekly for 12 minutes*†	Standard	Standard
UL Listed	Standard	Standard
Total Circuits Available	16	16
Tandem Breaker Capabilities	8 Tandems	8 Tandems
Circuit Breaker Protected		
Available RMS Symmetrical Fault Current @ 250 Volts	10,000	10,000

\*Function of Evolution Controller

† Can be set to weekly or monthly



## Service Rated Smart Switch Features

available on 11 kW model only

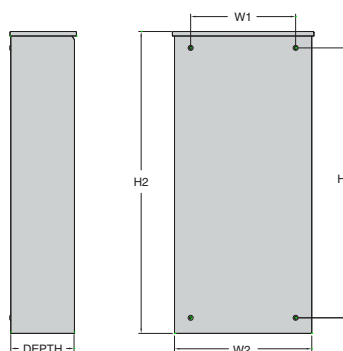
- Includes Digital Power Management Technology standard (DPM).
- Intelligently manages up to four air conditioner loads with no additional hardware.
- Up to eight more large (240 VAC) loads can be managed when used in conjunction with Smart Management Modules (SMMs).
- Electrically operated, mechanically-held contacts for fast, clean connections.
- Rated for all classes of load, 100% equipment rated, both inductive and resistive.
- Service equipment rated, dual coil design.
- Rated for both aluminum and copper conductors.
- Main contacts are silver plated or silver alloy to resist welding and sticking.
- NEMA/UL 3R aluminum outdoor enclosure.

## Dimensions

	200 Amps 120/240, 1Ø Open Transition Service Rated				
	Height		Width		Depth
	H1	H2	W1	W2	
in	27.24	30.0	11.4	13.5	7.09
mm	692.0	762.4	289.0	343.0	180.0

Model	G007033-0 (11kW)
No. of Poles	2
Current Rating (Amps)	200
Voltage Rating (VAC)	250
Utility Voltage Monitor (Fixed)*	
-Pick-up	80%
-Dropout	65%
Return to Utility*	approx. 13 sec
Exerciser weekly for 12 minutes*	Standard
UL Listed	Standard
Enclosure Type	NEMA/UL 3R
Circuit Breaker Protected	22,000
Lug Range	250 MCM - #6

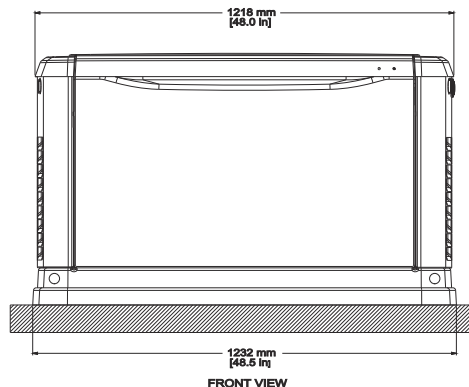
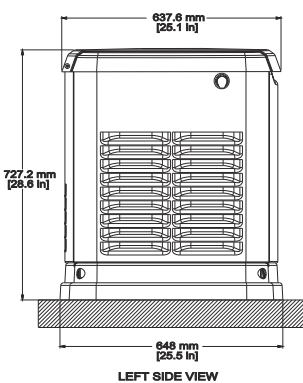
\*Function of Evolution Controller



Model #	Product	Description
G006463-4	Mobile Link™	Generac's Mobile Link allows you to check the status of your generator from anywhere that you have access to an Internet connection from a PC or with any smart device. You will even be notified via e-mail or text message when a change in the generator's status occurs. Available in the U.S. only.
G005819-0	26R Wet Cell Battery	Every standby generator requires a battery to start the system. Generac offers the recommended 26R wet cell battery for use with all air-cooled standby product (excluding PowerPact®).
G007101-0	Battery Pad Warmer	The pad warmer rests under the battery. Recommended for use if the temperature regularly falls below 0°F. (Not necessary for use with AGM-style batteries).
G007102-0	Oil Warmer	Oil warmer slips directly over the oil filter. Recommended for use if the temperature regularly falls below 0°F.
G007103-0	Breather Warmer	The breather warmer is for use in extreme cold weather applications. For use with Evolution controllers only in climates where heavy icing occurs.
G005621-0	Auxiliary Transfer Switch Contact Kit	The auxiliary transfer switch contact kit allows the transfer switch to lock out a single large electrical load you may not need. Not compatible with 50 amp pre-wired switches.
G007027-0	Fascia Base Wrap Kit	The fascia base wrap snaps together around the bottom of the new air cooled generators. This offers a sleek, contoured appearance as well as offering protection from rodents and insects by covering the lifting holes located in the base.
G005703-0	Paint Kit	If the generator enclosure is scratched or damaged, it is important to touch-up the paint to protect from future corrosion. The paint kit includes the necessary paint to properly maintain or touch-up a generator enclosure.
G006482-0 - 9 kW G006483-0 - 11 kW	Scheduled Maintenance Kit	Generac's scheduled maintenance kits provide all the hardware necessary to perform complete routine maintenance on a Generac automatic standby generator.
G006664-0	Wireless Remote Monitor	Completely wireless and battery powered, Generac's wireless remote monitor provides you with instant status information without ever leaving the house. Not compatible with CorePower or EcoGen systems.
G006873-0	Smart Management Module (50 Amps)	Smart Management Modules are used in conjunction with the Automatic Transfer Switch to increase its power management capabilities. It provides additional power management flexibility not found in any other power management system.

**dimensions & UPCs**

Dimensions shown are approximate. Refer to installation manual for exact dimensions. DO NOT USE THESE DIMENSIONS FOR INSTALLATION PURPOSES.



Model	UPC
G007029-0	696471070293
G007030-0	696471070309
G007031-0	696471070316
G007032-0	696471070323
G007033-0	696471070330