

### ENGINE SYSTEM

- Mitsubishi® L3E
- Diesel fueled
- EPA Tier 4 – EcoSpeed™ multi-speed operation
- 3 cylinder
- 1.0 L displacement
- Power @ 1,800 rpm – HP (kW):
  - Prime: 10.5 (7.8)
  - Standby: 12.2 (9.1)
- Air filter: Dry-type cartridge

### Fuel System

- Tank usable capacity: 39.9 gal (151.04 L)
- Fuel consumption – gph (Lph):
  - Lights only: 0.243 (0.920)\*
  - 100% load: 0.594 (2.25)\*
- Exterior fill port diameter: 3.5 in (89 mm)

### Cooling System

- Liquid cooled

### Lubrication System

- Oil filter: Full flow, spin-on type
- 1,000-hr service interval\*\*

*\*Data based on engine manufacturer and field test data after 100-hr engine break-in period. Actual results may vary, according to factors such as age and maintenance of equipment, environmental conditions, and fuel density. For fuel and maintenance recommendations, see owner's manual.*

*\*\*For maximum service interval, replace oil filter after 50-hr break-in period. For oil filter model number, see owner's manual.*

### GENERATOR

- 60 Hz engine/generator
- Marathon Electric® brushless
- Up to 6 kW output
- 120/240 VAC, 25/50 A
- ± 1% automatic voltage regulation

### CONTROLS

- Power Zone® Autolight controller
- One-touch or automated ignition
  - Automated ignition: Dusk-to-dawn or 7-day schedule
- ON-OFF switch for each light fixture
- Programmable service timers – fuel filter, air filter, oil service
- Alarms and warnings
- Electrical trip or shutdown upon fault condition

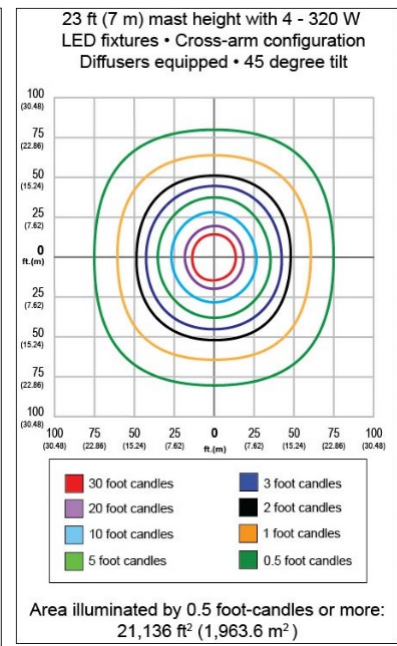
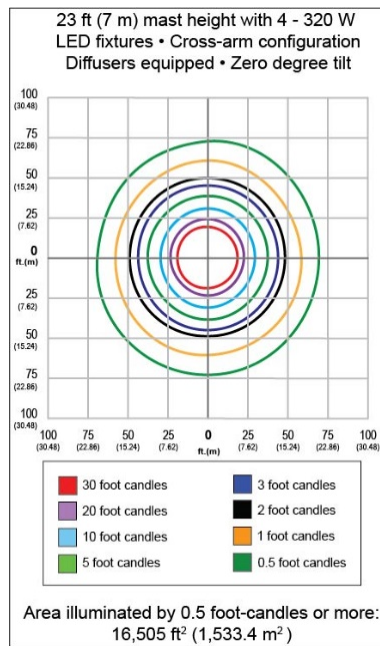
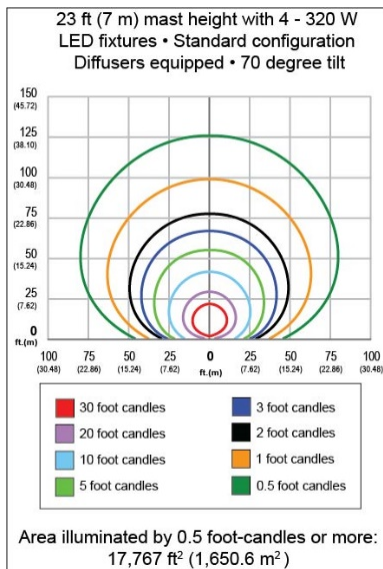
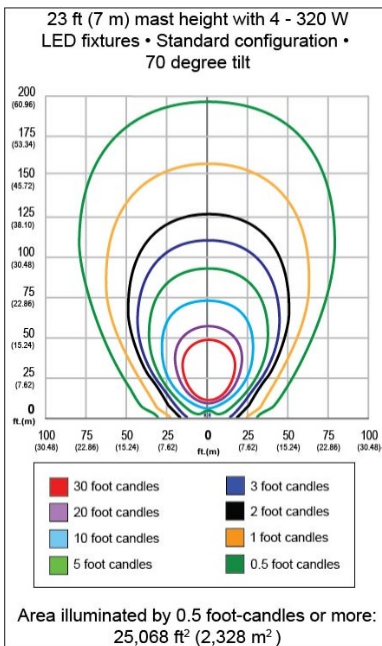


Picture shown may not reflect actual configuration.

## FLOODLIGHTS

- Four 320 W LED fixtures
  - Lm/fixture: 47,000
  - Total lm: 188,000
- Efficiency: 147 lpw
- Coverage at 0.5 ft-c: 25,068 ft<sup>2</sup> (2,329 m<sup>2</sup>)
- IP68 LED modules; IP65 rated drivers
- Aluminum and polymer housing
- Fixture-mounted drivers

## Illumination Data



## ELECTRICAL SYSTEM

- 30 A outlet breaker
- Floodlight circuits with sealed 5 A breakers
- Convenience receptacles with individual breakers:
  - One 120 VAC, 20 A, GFCI, duplex outlet (NEMA 5-20R type)
  - One 240 VAC, 30 A, twistlock outlet (NEMA L14-30R type)
- 440 CCA wet cell battery

## MAST

- Vertical operation and storage
- Five tubular steel sections with polymer guides
- Winch: Dual handle, manual crank, self-braking
- Distinctive angled fixture mount for common light distribution
- 359° rotation – lockable and adjustable from ground with mast fully extended
- Industrial-black powder-coat
- Self-retracting, coiled power cord

## ENCLOSURE

- Hood:
  - Injection-molded with UV protected colorant
  - Flip-up design for ease of service
- Sound rating: 68 dB(A) at 23 ft (7 m) @ low speed operation
- Central lifting point and fork pockets
- Multi-lingual operating and safety decals
- Illuminated license plate holder
- Document holder with owner's manual – includes AC and DC wiring diagrams

## TRAILER

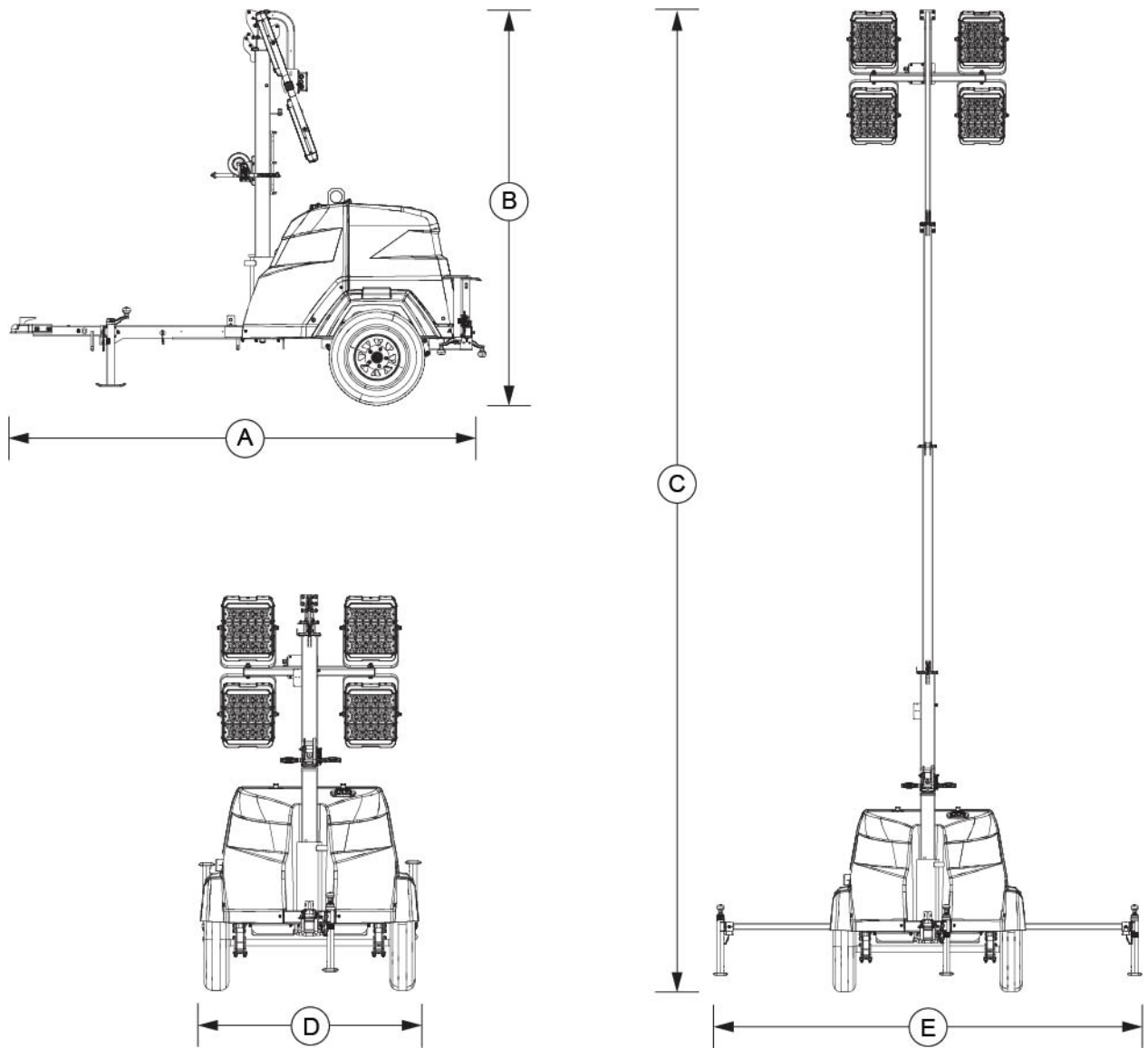
- Tubular steel frame
- 2 in (50.8 mm) ball hitch
- Three 1,200 lb (544 kg) leveling jacks – lockable in stowed positions
- Folding tongue
- Side outriggers
- 7,800 lb (3,538 kg) safety chains with spring-loaded safety hooks
- Transportation tie-downs
- DOT approved LED lights: Tail, side, brake, and directionals
- 2,200 lb (998 kg) leaf spring axle
- Tires: ST175/80D13, 6 ply

## OPTIONS\*

- Electric mast
- Diffuse LED fixtures
- Cold weather package options
- Canadian (CAN) package – includes the following:
  - 60/40 coolant
  - Heated radiator hose
  - Heated fuel filter
- 775 CCA AGM sealed battery

*\*Additional options available. Please contact a sales representative or the factory for current options.*

## DIMENSIONS



009807

A	B	C	D	E
118 in (3 m)	101 in (2.6 m)	23 ft (7 m)	120.5 ft (3.1 m)	57 in (1.5 m)

## WEIGHT

- Dry: 1,340 lb (608 kg)
- Operating: 1,630 lb (739 kg)

**AMBIENT CLIMATE RATINGS**

- Maximum wind speed: 65 mph (105 km/h)
- Maximum air temperature: 120 ° F (49 ° C)

**WARRANTY**

- 1 year, unlimited hours/2 years, 2,000 hours
- 5 year limited warranty on LED modules and drivers

**CERTIFICATIONS**

CSA certified

**FOR MORE INFORMATION**

Owner's manual is available at [www.generacmobileproducts.com/service-support/manuals](http://www.generacmobileproducts.com/service-support/manuals).