



GENERAC® GUARDIAN® SERIES STANDBY GENERATORS - PREPACKAGED

17 kW

Air-Cooled Gas Engine Generator Sets

Standby Power Rating

Model 005873-0 (Steel - Bisque) - 17 kW 60Hz

Model 005874-0 (Aluminum - Gray) - 17 kW 60Hz

INCLUDES:

- True Power® Electrical Technology
- Two Line LCD Tri-lingual Digital Nexus™ Controller
- 16 Circuit EZ Switch™ with Built-In Priority Load Center
- Electronic Governor
- Pre-wired External Connection Box
- External Main Circuit Breaker, System Status & Maintenance Interval LED Indicators and GFCI Duplex Outlet
- Flexible Fuel Line Connector
- Composite Mounting Pad
- Pre-wired conduits
- Natural Gas or LP Gas Operation
- 3 Year Limited Warranty
- UL 2200 Listed



QUIET-TEST™

The Best Buy Seal is a registered trademark of Consumers Digest Communications, LLC, used under license

FEATURES

- **INNOVATIVE DESIGN & PROTOTYPE TESTING** are key components of GENERAC'S success in "IMPROVING POWER BY DESIGN." But it doesn't stop there. Total commitment to component testing, reliability testing, environmental testing, destruction and life testing, plus testing to applicable CSA, NEMA, EGSA, and other standards, allows you to choose GENERAC POWER SYSTEMS with the confidence that these systems will provide superior performance.
- **TRUE POWER® ELECTRICAL TECHNOLOGY:** Superior harmonics and sine wave form produce less than 5% Total Harmonic Distortion for utility quality power. This allows confident operation of sensitive electronic equipment and micro-chip based appliances, such as variable speed HVAC.
- **TEST CRITERIA:**
 - ✓ **PROTOTYPE TESTED**
 - ✓ **SYSTEM TORSIONAL TESTED**
 - ✓ **NEMA MG1-22 EVALUATION**
 - ✓ **MOTOR STARTING ABILITY**
- **SOLID-STATE, FREQUENCY COMPENSATED VOLTAGE REGULATION.** This state-of-the-art power maximizing regulation system is standard on all Generac models. It provides optimized FAST RESPONSE to changing load conditions and MAXIMUM MOTOR STARTING CAPABILITY by electronically torque-matching the surge loads to the engine. An unequalled $\pm 1\%$ voltage regulation.
- **SINGLE SOURCE SERVICE RESPONSE** from Generac's extensive dealer network provides parts and service know-how for the entire unit, from the engine to the smallest electronic component.
- **GENERAC TRANSFER SWITCHES.** Long life and reliability are synonymous with GENERAC POWER SYSTEMS. One reason for this confidence is that the GENERAC product line includes its own transfer systems and controls for total system compatibility.

GENERAC®

FEATURES

Generac® Guardian® Series Standby Generator - 17 kW

ENGINE	•Generac (OHVI) Design	Maximizes engine “breathing” for increased fuel efficiency. Plateau honed cylinder walls and plasma moly rings help engine run cooler, reducing oil consumption. Because heat is the primary cause of engine wear, the OHVI has a significantly longer life than competitive engines.
	•"Spiny-lok" cast iron cylinder walls	Rigid construction and added durability provide long engine life.
	•Electronic ignition/spark advance	These features combine to assure smooth, quick starting every time.
	•Full pressure lubrication system	Superior lubrication to all vital bearings means better performance, less maintenance and significantly longer engine life. Now featuring a 2 year/200 hour oil change interval.
	•Low oil pressure shutdown system	Superior shutdown protection prevents catastrophic engine damage due to low oil.
GENERATOR	•High temperature shutdown	Prevents damage due to overheating.
	•Revolving field	Allows for smaller, light weight unit that operates 25% more efficiently than a revolving armature generator.
	•Skewed stator	Produces a smooth output waveform for compatibility with electronic equipment.
	•Displaced phase excitation	Maximizes motor starting capability.
	•Automatic voltage regulation	Regulates the output voltage to $\pm 1\%$ prevents damaging voltage spikes.
TRANSFER SWITCH	•UL 2200 Listed	For your safety
	•Fully Automatic	Transfers your vital electrical loads to the energized source of power.
	•Pre-wired, color coded conduits	Ensures the easiest, trouble free installation.
	•Remote Mounting	Mounts near your existing distribution panel for simple, low cost installation.
	•UL Listed	For your safety
NEXUS™ CONTROLS	•Manual/Auto/Off switch	Selects the operating mode.
	•Utility voltage sensing	Constantly monitors utility voltage, setpoints 60% dropout, 80% pick-up, of standard voltage.
	•Generator voltage sensing	Constantly monitors generator voltage to ensure the cleanest power delivered to the home.
	•Utility interrupt delay	Prevents nuisance start-ups of the engine, adjustable 10-30 seconds.
	•Engine warm-up	Ensures engine is ready to assume the load, setpoint approximately 5 seconds.
UNIT	•Engine cool-down	Allows engine to cool prior to shutdown, setpoint approximately 1 minute.
	•Programmable seven day exerciser	Operates engine to prevent oil seal drying and damage between power outages by running the generator for 12 minutes every week.
	•Smart battery charger	Delivers charge to the battery only when needed at varying rates depending on outdoor air temperature.
	•Main Line Circuit Breaker	Protects generator from overload.
	•Electronic governor	Maintains constant 60 Hz frequency.
INSTALLATION SYSTEM	•Weather protective enclosure	Ensures protection against mother nature. Hinged key locking roof panel for security. Lift-out front for easy access to all routine maintenance items. Electrostatically applied textured epoxy paint for added durability.
	•Enclosed critical grade muffler	Quiet, critical grade muffler is mounted inside the unit to prevent injuries.
	•Small, compact, attractive	Makes for an easy, eye appealing installation.
	•Pre-wired External Connection Box	Easy Installation - Virtually all hardware included, plus step-by-step photographed Installation Guide.
	•1' Flexible Fuel Line Connector	
	•Composite Mounting Pad	
	•Pre-wired conduits	
	•UL Listed wire nuts	

GENERAC®

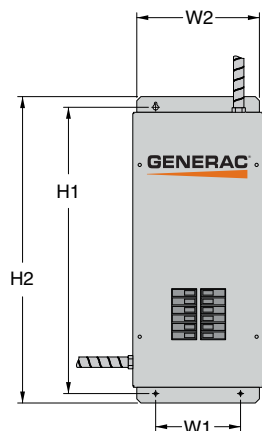
Rating definitions - Standby: Applicable for supplying emergency power for the duration of the utility power outage. No overload capability is available for this rating. (All ratings in accordance with BS5514, ISO3046 and DIN6271). * Maximum wattage and current are subject to and limited by such factors as fuel Btu content, ambient temperature, altitude, engine power and condition, etc. Maximum power decreases about 3.5 percent for each 1,000 feet above sea level.

Generac® Guardian® Series Standby Generator - 17 kW

EZ SWITCH™ & LOAD CENTER	Model 005873-0 (17 kW)	Model 005874-0 (17 kW)
No. of Poles	2	2
Current Rating (amps)	100	100
Voltage Rating (VAC)	250	250
Utility Voltage Monitor (fixed)		
-Pick-up	80%	80%
-Dropout	60%	60%
Return to Utility	approx. 15 sec.	approx. 15 sec.
Exerciser weekly for 12 minutes	Standard	Standard
UL Listed	Standard	Standard
Dimensions (H" x W" x D") Inches(mm)	26.5 x 12.5 x 7 (658 x 308 x 172)	
Total of Pre-wired Circuits	16	16
No. 15A 120V	5	5
No. 20A 120V	5	5
No. 20A 240V	1	1
No. 40A 240V	1	1
No. 50A 240V	1	1
Circuit Breaker Protected		
Available RMS Symmetrical		
Fault Current @ 250 Volts	10,000	10,000

EZ Switch™ Features

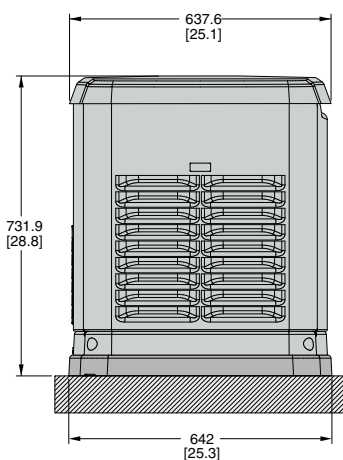
- Electrically operated, mechanically-held contacts for fast, positive connections.
- Rated for all classes of load, 100% equipment rated, both inductive and resistive.
- 2 pole, 250 VAC contactors.
- 160 millisecond transfer time.
- Dual coil design.
- Main contacts are silver plated or silver alloy to resist welding and sticking.
- NEMA 1 (indoor rated) enclosure is standard on the 100 amp switch.
- Pre-wired 30 foot (9.1 meter) whip to connect to the pre-wired external connection box.
- Pre-wired 2 foot (0.61 meter) whip, color coded to connect into the existing electrical panel.



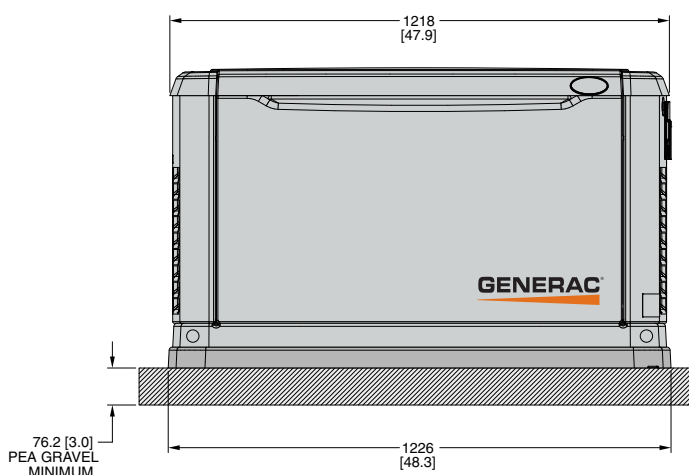
Mechanical Dimensions (in inches)						
Current Rating	No. of Poles	Height		Width		Depth
		H1	H2	W1	W2	
100 UL Listed	2	26.5 in	29.25 in	8.14 in	12.5 in	7
		673mm	743mm	207mm	317.5mm	178mm

Terminal Wire Ranges			
ATS Rated Amps	Switch Terminal	Neutral Lug/Stud	Ground Lug
100A 2-Pole UL	1 x 1/0-12	1 x 3/8-16 Stud	1 x 2/0-14

Design and specifications subject to change without notice. Dimensions shown are approximate. Contact your Generac dealer for certified drawings. DO NOT USE THESE DIMENSIONS FOR INSTALLATION PURPOSES.



LEFT SIDE VIEW



FRONT VIEW

GENERAC®

Generac Power Systems, Inc. • S45 W29290 HWY. 59, Waukesha, WI 53189 • generac.com

©2010 Generac Power Systems, Inc. All rights reserved. All specifications are subject to change without notice. Bulletin 0186150SBY-C Printed in U.S.A. 10/21/10